

MV-1



2013 MV-1 SERIES FROM VPG

INSPIRED BY WHAT MOVES YOU

MV-1

# THE MV-1 IS THE FIRST MOBILITY VEHICLE

ACTUALLY DESIGNED FOR MOBILITY FROM THE START.



Guided by the principles of universal design, the MV-1 delivers an optimal experience for **all occupants.**

**Purpose built for dramatic enhancements in accessibility, comfort, durability, and safety.**

The MV-1 from Vehicle Production Group (VPG) is the only universally accessible vehicle built from the ground up to deliver uncompromised mobility from the moment it rolls off the assembly line. Like the simple freedom of front-row access. Or the flexibility of a power ramp that deploys at different angles.

Developed after extensive research within the accessibility community, the MV-1 is inspired by you to move mobility forward.



## Table of Contents

<i>Purpose Built</i>	1
<i>American Innovation</i>	3
<i>Exterior Design</i>	5
<i>Accessibility</i>	7
<i>Mobility Driving</i>	11
<i>Interior Comfort</i>	13
<i>Durability and Performance</i>	15
<i>Safety</i>	17
<i>Fuel System Options</i>	19
<i>SE</i>	21
<i>DX</i>	21
<i>LX</i>	23
<i>Service and Support</i>	27
<i>Features Summary</i>	28



## THE MV-1 INHERITS A LEGACY OF AMERICAN-MADE INNOVATION AND INTEGRITY.

*Made in the U.S.A.* The MV-1 by VPG is assembled just east of South Bend, Indiana at AM General's state-of-the-art Mishawaka plant. Known for building the toughest vehicles on the planet for commercial and military use, AM General specializes in cutting-edge assembly operations.



*MV-1 SE* The standard edition MV-1 offers game-changing features for mobility, safety, durability, and comfort.

*MV-1 DX* The deluxe edition MV-1 with added accessibility and comfort features.

*MV-1 LX* A new mobility benchmark, where luxury and access join together.

### **Each MV-1 model is surprisingly affordable.**

In addition to being the world's first mobility vehicle designed and assembled by an original equipment manufacturer (OEM), the MV-1 is budget-friendly as well.

- You save at purchase since the MV-1 eliminates the need for costly retrofitting.
- Since the MV-1 is purpose built from the ground up, you enjoy longer vehicle life for enhanced cost efficiency.
- You also avoid the added yearly expense of maintaining a vehicle never intended for wheelchair access.

**While its world-class quality is assured, each MV-1 model also meets or exceeds the guidelines of the Americans with Disabilities Act (ADA) for wheelchair accessibility.**





*A MOBILITY VEHICLE THAT EXCEEDS THE GUIDELINES FOR BEAUTY, TOO.*



*The attractive curved liftgate opens easily with the touch of the inset handle. Rear wiper provides clear visibility during challenging weather.*



*Polished 20-inch alloy wheels with chrome center cap make a statement that the road is yours.<sup>1</sup>*



*Generous ground clearance – a full six inches – keeps you above the fray when obstacles appear.*

From the sporty black trim, to its sleek and handsome angular appearance, this is mobility with a whole new attitude. Unlike any vehicle on the road today, the MV-1 is designed to safely transport you from here to there with a sense of style and grace that redefines the category.

*Left: The distinctive LX grille*

**Other exterior features include:**

- 5 paint color options (see pages 22 and 24)<sup>2</sup>
- Power-adjustable, manual-folding side mirrors (integrated turn signal<sup>1</sup> available)
- Key fob for automatic door lock/unlock
- Rear backup camera<sup>3,4</sup>
- Front wiper with low-high intermittent
- Tinted windows (standard and medium tints available based on model)
- Galvanized steel body
- Composite bumpers with body color

<sup>1</sup> Available on LX only.

<sup>2</sup> Exterior colors subject to change during 2013 model year.

<sup>3</sup> Not available at start of production for 2013 model year.

<sup>4</sup> Standard on LX, optional on DX, not available on SE.



## FINALLY, A NEW VISION FOR MOBILITY: FRONT-ROW WHEELCHAIR ACCESS.

Users of wheelchairs love the enhanced visibility, spaciousness, and conversational ease of front-row access, which allows them to ride facing forward next to the driver. This industry-first feature in a purpose-built vehicle puts cargo back where it belongs at the rear of the MV-1. It also meets all ADA guidelines, including necessary restraint tracks.

Revolutionary front-row wheelchair access is just one example of the innovative thinking that went into the MV-1. Control the power door and ramp effortlessly at the click of a fob.<sup>1</sup> Customize your ramp-deploy length to fit your parking situation.

<sup>1</sup>Power Door with Enhanced Key Fob not available at start of production for 2013 model year. Available on LX only (optional).

Activate the telescoping power ramp at the touch of a switch for simple deployment.



Power ramp controls are located on the accessible door and give you both short- and long-ramp options to fit a variety of loading scenarios. A chime sounds to indicate full deployment.



From extra restraint tracks for flexible wheelchair locations, to multiple grab handles throughout the vehicle, the MV-1 took the features you said you wanted and made them reality. The MV-1's universal design ensures ease of accessibility no matter what your mobility situation.



*THIS IS A VEHICLE WHERE ENTRY AND EXIT ARE AS PLEASING AS THE JOURNEY.*



*The MV-1 offers an uncommonly spacious loading threshold for even the tallest wheelchairs and scooters. It features a door opening height of 56 inches and a width of 36 inches.*

*56-in*

*36-in*

*When not in use, the integrated ramp is stored beneath the floor to maximize floor space.*

*There is ample turning area for a passenger in a wheelchair or scooter to enter the vehicle, turn, and sit next to the driver facing forward.*

*Deployable side ramp has a shallow, easy-to-navigate slope. It exceeds ADA guidelines, featuring a 660-lb. capacity with a 3X safety factor.*



*A low 15-inch step-in allows able-bodied passengers to move in and out of the vehicle with ease.*

From the moment the door opens and the ramp deploys, you'll see that entering and exiting the MV-1 quickly and smoothly was a top design priority. Given the generous entry dimensions, those accompanying the mobility passenger can "walk" into rather than "sit" into the vehicle for additional loading ease.





## THE FREEDOM OF MOBILITY DRIVING – ON YOUR SCHEDULE.

Independent living is even more accessible with innovative features that help make mobility driving fully automatic. Without the aid of others, a person in a wheelchair can both enter the vehicle *and* transfer into the driver's seat<sup>1</sup> quickly and efficiently. Using hand controls, which your MV-1 Dealer can help you acquire through a specialty supplier, you can take to the road whenever it beckons.

Transfer Seat

### Transfer Seat: Move behind the wheel with ease.

Just roll into the front-row passenger position. Using the convenient button, turn the driver-side Transfer Seat<sup>1</sup> toward you, then simply slide over. When you're ready, the seat turns you into position in front of the steering wheel. Designed for universal access, the Transfer Seat can be used by both mobility and able-bodied drivers, offering the same commercial-grade comfort found on the standard MV-1 driver seat.

MV-1 Enhanced Key Fob



### Enhanced Key Fob: Move inside the MV-1 with a few clicks.

Powerfully convenient, you won't think of a key fob in quite the same way again with the Enhanced Key Fob in hand.<sup>2</sup>

- Open the power door with the clearly marked button.
- Deploy the telescoping power ramp by choosing the short- or long-mode button depending on your parking situation. Then roll on board.
- Retract the ramp and close the access door using the same fob.
- Lock and unlock all doors just like a regular key fob.



### More Adaptive Equipment Options:

To provide our customers with other choices – like hand controls and specialty locking systems – VPG has reached out to specialty equipment installers. Discuss any special needs you may have with your MV-1 Dealer or your local mobility specialist.

<sup>1</sup>Transfer Seat available separately through qualified dealers. Available on LX only (optional).

<sup>2</sup>Enhanced Key Fob not available at start of production for 2013 model year. Available on LX only (optional), with or without the Transfer Seat.



THE SPACIOUSNESS OF THE MV-1 MUST BE EXPERIENCED, NOT MERELY SEEN.

A. Best-in-class roomy interior accommodates up to 6 adult occupants – with 3 in the comfortable back row, 1 in the optional rear-facing jump seat, 1 passenger in a wheelchair, and driver.

B. Optional rear-facing jump seat provides generous seating and folds up when not in use.

C. The 6-way adjustable, commercial-grade driver's seat provides maximum comfort.

D. The MV-1 delivers best-in-class luggage capacity of 36.4 cubic feet – accommodating 5 to 6 full-size suitcases.


The MV-1 has the flexibility to accommodate many different loading scenarios, from a stroller or service dog, to numerous combinations of occupants.

Thanks to the MV-1's universal design, all passengers enjoy a superior riding experience. First you notice the unusually generous interior space and outstanding visibility from any one of its comfortable seats.

Once settled in, a host of amenities makes your journey more enjoyable, including: heating and air conditioning vents in front and back rows, multiple cupholders and power outlets throughout the vehicle, power windows and locks, as well as glare-reducing tinted windows. With features like the CD/MP3 player,<sup>1</sup> navigation system,<sup>1</sup> and tranquil ebony (LX) or titanium (SE/DX) interior colors, everyone arrives refreshed, relaxed, and ready for what awaits them.

Beautiful LX interior featured in photos.

<sup>1</sup>Base CD/MP3 player standard on DX, optional on SE; navigation system optional on DX and LX, not available on SE.





*THE MV-1 IS BUILT LIKE A TRUCK, YET RIDES LIKE A CAR – FOR LONG LIFE AND OUTSTANDING HANDLING.*



*The incredibly durable body-on-frame architecture provides longer vehicle life plus a superior ride. The frame is A-coated for anti-corrosion protection, while the fully boxed and tubed supportive cross members provide additional frame stiffness and longevity.*

Road tested on the demanding streets of New York City and San Francisco, the MV-1's rigid body-on-frame design is proof of its uncommon durability.

Discover the MV-1's unrivaled operating performance with its self-leveling suspension and sharp turning circle. Enjoy the reassurance of having power-assisted four-wheel disc brakes with oversized rotors, along with strength-reinforced front and rear bumpers and steel side-impact beams.

Experience the extremely comfortable ride thanks to steel-leaf springs and air shocks on the rear suspension. With the powerful Ford 4.6L V8 engine, rest assured that - with amazing ease - you'll handle whatever the road throws at you.



*As a durable, purpose-built vehicle, the MV-1 is less costly to maintain.*



*Get excellent traction across a wide range of conditions with the MV-1's all-season tires (standard on all models).*



*The MV-1 delivers a best-in-class turning circle of 42.8 feet from curb to curb.*



*PEACE OF MIND IS INTEGRATED RIGHT AT THE FACTORY.*

Take the lighted entry ramp, for example, that has barriers that automatically swing up to help safely guide the wheelchair. Or the electronic cutoff switch that prevents vehicle operation when the ramp is actuated.

You'll appreciate the 10 universal floor tracks plus seat belt locations that allow for wheelchair and scooter placement in either the front or back row. In addition, the MV-1, unlike conversions, has been certified to Federal Motor Vehicle Safety Standards (FMVSS) to meet all relevant safety and crash test requirements. Drivers can also take comfort knowing a tire-pressure monitoring system will alert them should air be needed.

Of course, electronic stability control (ESC) with anti-roll function keeps the MV-1 steady. Anti-lock brakes (ABS), traction control, and a passive anti-theft system also come standard.

*An anti-skid surface covers the entire ramp and floor for excellent grip.*



*The Securement and Restraint Package provides maximum stability and protection for the passenger using a wheelchair.*



*The ramp is positioned on the side of the vehicle allowing passengers to enter and exit safely away from traffic.*



*High visibility LED brake lights, plus daytime running lights, make your presence known on the road.*



*ANOTHER PURPOSE FOR DESIGNING THE MV-1? CREATE A GREENER VEHICLE THAT REDUCES YOUR FUEL BILL.*



*The MV-1 is the only OEM vehicle in its class to offer a factory-installed CNG fuel system - good for the environment and your budget.*

**Choose your fuel system: standard gasoline or optional compressed natural gas (CNG).**

It's up to you. Select the MV-1 fueled by gasoline. Or opt for up-and-coming CNG for much lower fuel costs and a target range that's still highly respectable (290 miles for CNG vs. 350 miles for gas). The benefits continue:

- Since our unique CNG system is factory-engineered and installed, you can count on the same durability and reliability that you demand of gasoline-powered vehicles.
- Cleaner-burning CNG produces just 15% of the emissions<sup>1</sup> created by comparable gasoline-powered vehicles.
- Using CNG reduces your dependence on foreign oil since CNG is primarily a domestic fuel source.

All fuel for thought as you consider the new places that the MV-1 can take you.

**With CNG, you can save 40% to 60% in fuel costs<sup>2</sup> without compromising range, performance, interior comfort, or cargo space.**

Fuel Type	Average Price Per Gallon <sup>3</sup>	Average Price Change Since 1/1/2008 <sup>4</sup>
CNG <sup>5</sup>	\$2.15	-70%
Gasoline <sup>6</sup>	\$3.46	+16%

<sup>1</sup> Emission compounds are organic gases and nitrogen oxides, both smog causing pollutants.  
<sup>2</sup> Based on average fuel prices as of March 31, 2012. Cost savings vary by region.  
<sup>3</sup> CNG measured in GGE (Gasoline Gallon Equivalents)  
<sup>4</sup> 2008 prices based on 3/30/12 New York Times article, "Gas Costs More, or Less?"  
<sup>5</sup> Based on average cost in U.S. for "gallon" of CNG on 11/7/12. Source: CNGprices.com  
<sup>6</sup> Based on AAA's Daily Fuel Gauge Report for 11/8/12



*The 3-tank CNG fuel system is integrated seamlessly into the vehicle, still allowing for nearly 30 cubic feet of cargo space.*

*CNG fueling stations are located around the country and growing in number to meet the increasing demand.*





BUILD YOUR SE OR DX MODEL, EACH WITH ITS OWN ARRAY OF STANDARD AND OPTIONAL FEATURES.




SE and DX are available in a range of sporty colors.<sup>1</sup>



Freedom Red



Jet Black



Sterling Silver



Arctic White



Glory Gray

Soft vinyl upholstery in a contemporary Titanium color is featured in both SE and DX interiors (shown on jump seat below).



2013 Features	SE Model	DX Model
Gasoline Fuel System	Standard	Standard
Factory-Installed CNG Fuel System	Optional	Optional
Manual Ramp	Standard	Not Available
Power Ramp	Optional	Standard
Rear-Facing Jump Seat	Optional	Optional
Key Fob (1) for Door Lock/Unlock	Standard	Standard
Securement and Restraint Package	Optional	Standard
Driver's Convenience Package (Cruise Control, Closeout Panel, Center Console with additional Cupholder and Auxiliary Power Outlet)	Optional	Standard
17-Inch Steel Wheels with Center Wheel Covers	Standard	Not Available
17-Inch Steel Wheels with Full Wheel Covers	Optional	Standard
17-Inch Alloy Wheels with Chrome Center Cap	Not Available	Optional
Window Tint: Standard	Standard	Standard
Window Tint: Medium	Optional	Optional

Let's start with what you'll find on any MV-1 vehicle: groundbreaking durability, safety, comfort, and handling. Then consider a variety of optional features to satisfy your wish list and budget. With the MV-1, you enjoy the flexibility to create just the vehicle you need.

A full listing of available features begins on page 28.

S = Standard, O = Optional, NA = Not Available

<sup>1</sup>Exterior colors subject to change during 2013 model year.

<sup>2</sup>Not available at start of production for 2013 model year.

Choose from three electronics packages:	SE	DX
Base Radio: AM/FM, CD/MP3, Clock	O	S
Enhanced Radio: Add Rear Backup Camera <sup>2</sup> , 7-Inch Touch Screen/Controls, Menu Select, Bluetooth Capability	NA	O
Enhanced Radio plus Navigation	NA	O



The rear-facing jump seat is available in matching Titanium-color vinyl upholstery and allows the MV-1 to accommodate up to 6 adult occupants: optional on both SE and DX.



*WITH THE LUXURIOUS MV-1 LX, MOBILITY HAS TRULY ARRIVED.*



*The distinctive LX leatherette upholstery is available in a handsome ebony color.*

*Whether a night at the theater or a day of errands, riding in the LX will bring the notion of "VIP treatment" to mind.*

Time to rev up the revolution with a level of interior comfort and sophistication never before seen in a mobility vehicle. With the LX, you enjoy all the features of the DX model plus the addition of upscale appointments.

Amenities include soft leatherette upholstery in a rich quilted diamond pattern that invites you inside – as pleasing to sit in as it is to the eye. Delight in beautiful custom rosewood accents that showcase practical elements like the instrument panel and interior door trim with a refined elegance. Speaking of practical, like all MV-1 models, the LX has more cargo capacity than a luxury sedan.

When you also consider the generous entry/exit threshold and groundbreaking accessibility, it's clear that "mobility" and "remarkable" will be forever tied. All for less than the cost of a converted vehicle. Let the game changing begin now.

*Choose your LX exterior from a variety of contemporary colors.<sup>1</sup>*



*Freedom Red*



*Jet Black*



*Sterling Silver*



*Arctic White*



*Glory Gray*

<sup>1</sup>Exterior colors subject to change during 2013 model year.



ENJOY BEING PAMPERED IN WELL-APPOINTED LX STYLE EVERY SINGLE DAY.



The LX provides the plush comfort and styling you expect in a luxury vehicle, yet still costs thousands less than a conversion.

A spacious front dash and console area is graciously appointed with custom rosewood grain accents.

2013 LX Features	
Gasoline Fuel System	Standard
Factory-Installed CNG Fuel System	Optional
Manual Ramp	Optional
Power Ramp	Standard
Key Fob (2) for Door Lock/Unlock	Standard
Power Door includes Enhanced Key Fob (2) with Additional Features to control Power Door Locks, Power Ramp, and Power Door (rear passenger) <sup>1</sup>	Optional
Transfer Seat for Mobility Driving <sup>2,3</sup>	Optional
Securement and Restraint Package	Standard
Rear-Facing Jump Seat	Optional
Enhanced Radio Package (AM/FM, CD/MP3, Clock, Rear Backup Camera <sup>1</sup> , 7-Inch Touch Screen and Controls, Menu Select, Bluetooth Capable)	Standard
Enhanced Radio plus Navigation	Optional
Driver's Convenience Package (Cruise Control, Closeout Panel, Center Console with additional Cupholder and Auxiliary Power Outlet)	Standard
17-Inch Alloy Wheels with Chrome Center Cap	Standard
20-Inch Alloy Wheels with Chrome Center Cap	Optional
Window Tint: Medium	Standard

To see more of the LX interior, see pages 13-14. A full listing of LX features begins on page 28.



<sup>1</sup>Not available at start of production for 2013 model year. <sup>2</sup>Transfer Seat available separately through qualified dealers. <sup>3</sup>Hand controls available separately through specialty supplier.



## UNMATCHED SERVICE AND SUPPORT DOWN THE ROAD.

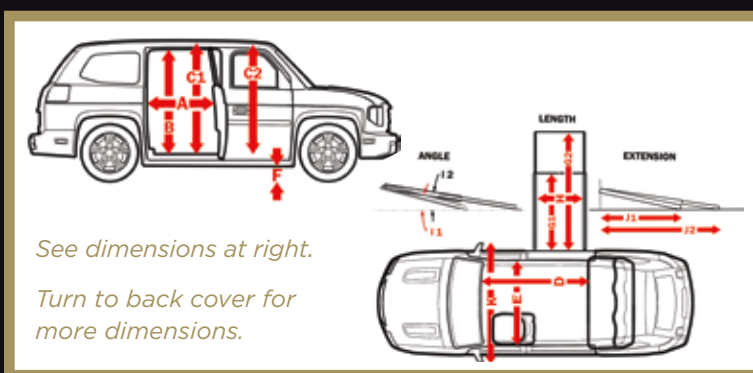
Your MV-1 Dealer is available to assist you in any way possible to help ensure an optimal MV-1 experience. You also benefit from:

- **24x7x365 U.S. Roadside Assistance:** This optional program gives you peace of mind wherever you travel in the continental U.S.

- **Extensive Warranty:** Each model is backed by a comprehensive factory warranty on parts – protection you won't find with any converted vehicle.

**Test drive the MV-1 today.** Experience the first mobility vehicle to deliver state-of-the-art accessibility, durability, comfort, and performance from the moment it rolls off the line. From its more affordable purchase price than a conversion, to its lower upkeep cost and longer life, the MV-1 is the new choice in mobility designed to take you further.

Find out more at [vpgautos.com](http://vpgautos.com).  
Or call 877-MV1-FORU (877-681-3678).



Towing Capacity: 350-lb. Tongue Weight, 3,500-lb.  
Maximum Trailer Weight, 10,100-lb. Combined Vehicle  
Weight Rating (CVWR)

Generous Warranty Coverage			
Bumper to Bumper	3 years/36,000 miles		
Powertrain	5 years/75,000		
Ramp	5 years/75,000		
Corrosion Protection	5 years/100,000		
Dimensions			
		English	Metric
Wheelbase	-	122 in	3,099 mm
Length	-	205 in	5,207 mm
Height	-	75 in	1,905 mm
Width	-	79.4 in	2,017 mm
Turning Circle (Curb to Curb)	-	42.8 ft	13,045 mm
Access Door Useable Width	A	36 in	914 mm
Access Door Useable Height	B	56 in	1,422 mm
Interior Height at Rear Wheelchair Position	C1	59.5 in	1,511 mm
Interior Height at Forward Wheelchair Position	C2	58.3 in	1,481 mm
Overall Interior Floor Length	D	81.5 in	2,070 mm
Interior Width at B-Pillars	E	64.5 in	1,638 mm
Vehicle Ground Clearance (Minimum)	F	6 in	152 mm
Ramp Length - Short Deployment (Manual)	G1	63.75 in	1,619 mm
Ramp Length - Short Deployment (Power)	G1	69.5 in	1,765 mm
Ramp Length - Long Deployment (Power)	G2	92.25 in	2,343 mm
Useable Ramp Width	H	30 in	762 mm
Ramp Angle - Short Deployment (Manual)	I1	1:4.1 ratio	-
Ramp Angle - Short Deployment (Power)	I1	1:4.4 ratio	-
Ramp Angle - Long Deployment (Power)	I2	1:6.0 ratio	-
Ramp Extension - Short Deployment (Manual)	J1	61.7 in	1,567 mm
Ramp Extension - Short Deployment (Power)	J1	67.9 in	1,725 mm
Ramp Extension - Long Deployment (Power)	J2	91 in	2,311 mm
Mirror-to-Mirror Width	K	79.69 in	2,024 mm
Mirror-to-Mirror Width (Folded)	-	71.73 in	1,822 mm

## 2013 MV-1 SERIES FEATURES

Exterior Design Pages 5, 6	SE	DX	LX
Front Wiper low-high intermittent	S	S	S
Rear Wiper (on/off) with washer and Rear Defroster	S	S	S
Curved Liftgate touchpad lift control	S	S	S
6-inch Ground Clearance	S	S	S
Composite Bumpers body color	S	S	S
Key Fob (1 with SE/DX; 2 with LX) door lock/unlock	S	S	S
Power-Adjustable Exterior Mirrors manual folding	S	S	NA
Power-Adjustable Exterior Mirrors manual folding with turn signal	NA	NA	S
Window Tint: Standard	S	S	NA
Window Tint: Medium	O	O	S
Engine Side Dash Mat sound absorption	NA	S	S
Choice of 5 Paint Colors Jet Black, Sterling Silver, Freedom Red, Glory Gray, Arctic White (subject to change during 2013 model year)	S	S	S
Accessibility Pages 7, 8, 9, 10, 11, 12	SE	DX	LX
Meets or exceeds guidelines of the Americans with Disabilities Act (ADA) for wheelchair accessibility	S	S	S
Power Ramp deploys and retracts in long (1:6) or short (1:4.4) modes that meet ADA guidelines with lighted, anti-skid ramp surfaces and raised side barriers	O	S	S
Power Door includes Enhanced Key Fob (2) with Additional Features to control Power Door Locks, Power Ramp, and Power Door (rear passenger) <sup>1</sup>	NA	NA	O
Transfer Seat for mobility driving, allows driver to transfer from wheelchair to Transfer Seat, then turns to position driver in front of steering wheel <sup>2,3</sup>	NA	NA	O
Manual Ramp pulls out to a 1:4.1 slope that locks in place and provides a lighted, anti-skid surface	S	NA	O
Wheelchair Footprint with either front-row or rear-row access	S	S	S
Extra Restraint Tracks 10 universal floor tracks for wheelchair location flexibility	S	S	S
Entry/Exit Threshold 36-inch wide door, 56-inch door opening height, 15-inch low step-in	S	S	S
Securement and Restraint Package	O	S	S
Multiple Grab Handles	S	S	S

S = Standard, O = Optional, NA = Not Available

<sup>1</sup>Not available at start of production for 2013 model year.

<sup>2</sup>Transfer Seat available separately through qualified dealers.

<sup>3</sup>Hand controls available separately through specialty supplier.



## 2013 MV-1 SERIES FEATURES

Interior Comfort <small>Pages 13, 14</small>	SE	DX	LX
<b>Sculpted Back Bench</b> accommodates up to 3 adult occupants	S	S	S
<b>Rear-Facing Jump Seat</b> increases occupant capacity to 6, up to 95th percentile for male height and weight, fold-up design	O	O	O
<b>Best-In-Class Cargo Capacity</b> 36.4 cubic feet luggage capacity, average of 6 suitcases (gasoline model)	S	S	S
<b>Cupholders</b> 2 front 2 rear	S	S	S
<b>Auxiliary Power Outlets</b> 2 front 2 rear	S	S	S
<b>Driver's Seat</b> 6-way bucket adjustable: manual fore/aft and recline adjust; power up/down adjust	S	S	S
<b>Driver's Floor Mat</b>	NA	NA	S
<b>Leather Steering Wheel Wrapper</b>	NA	NA	S
<b>Driver's Convenience Package</b> cruise control, closeout panel, center console with additional cupholder and auxiliary power outlet	O	S	S
<b>Base Radio Package</b> AM/FM, CD/MP3, clock	O	S	NA
<b>Enhanced Radio Package</b> AM/FM, CD/MP3, clock, rear backup camera <sup>1</sup> , 7-inch touch screen and controls, Menu Select, Bluetooth capable	NA	O	S
<b>Enhanced Radio Package plus Navigation</b>	NA	O	O
<b>Cargo Area Floor Trim</b>	S	S	S
<b>Vinyl Upholstery</b> Titanium color	S	S	NA
<b>Leatherette Upholstery with Quilted Diamond Pattern</b> Ebony color and <b>Rosewood Interior Trim</b>	NA	NA	S
<b>Power-Operated Windows and Power Locks</b>	S	S	S
<b>Heating and Air Conditioning System</b> single control, vents in front-row and back-row	S	S	S
Powertrain <small>Pages 15, 16, 19, 20</small>	SE	DX	LX
<b>Ford Engine</b> 4.6L 2V SFI V8, unleaded gasoline (248 hp, 185 kW) @ 4,750 RPM; 294 lb. ft. torque (398 Nm) @ 4,000 RPM, 24-gallon tank capacity	S	S	S
<b>Ford CNG Engine</b> 4.6L 2V SFI V8, dedicated compressed natural gas, 21.1 equivalent gasoline gallon tank capacity	O	O	O
<b>Ford Transmission</b> electronic 4-speed automatic with overdrive	S	S	S
<b>Rear-Wheel Drive System</b>	S	S	S
<b>Emissions</b> 50-state certification; vehicle class: EPA LDT4; CARB T4L2	S	S	S

<sup>1</sup> Not available at start of production for 2013 model year. S = Standard, O = Optional, NA = Not Available  
All features subject to change.

Chassis and Suspension <small>Pages 15, 16</small>	SE	DX	LX
<b>Brakes</b> 4-wheel disc with oversized rotors, power assisted with anti-lock (ABS), foot-operated parking brake	S	S	S
<b>Front Suspension System</b> short long arm (SLA), rack and pinion steering gear	S	S	S
<b>Best-In-Class 42.8-Foot Turning Circle</b>	S	S	S
<b>Rear Suspension System</b> self leveling de Dion, steel-leaf springs, air shocks	S	S	S
<b>Galvanized Steel Body</b>	S	S	S
<b>Traction Control</b>	S	S	S
<b>Body-On-Frame</b> structure, fully boxed and tubed supportive cross members, anti-corrosion frame coating	S	S	S
<b>Axle and Final Drive Ratios</b> 3.45:1 Rear Limited Slip Differential and 28.4:1 respectively	S	S	S
<b>Exhaust System</b> full stainless steel	S	S	S
<b>Electronic Stability Control (ESC)</b> includes anti-roll function	S	S	S
<b>All Season Tires (4)</b> P235/65/R17XL, 17-inch, steel wheels, center wheel covers, tire sealant and inflator kit included	S	NA	NA
<b>All Season Tires (4)</b> P235/65/R17XL, 17-inch, steel wheels, full wheel covers, tire sealant and inflator kit included	O	S	NA
<b>All Season Tires (4)</b> P235/65/R17XL, 17-inch, alloy wheels with chrome center cap, tire sealant and inflator kit included	NA	O	S
<b>All Season Tires (4)</b> P255/50/R20, 20-inch, alloy wheels with chrome center cap, tire sealant and inflator kit included	NA	NA	O
Safety <small>Pages 17, 18</small> Certified to Federal Motor Vehicle Safety Standards (FMVSS) and Canada Motor Vehicle Safety Standards (CMVSS)	SE	DX	LX
<b>Anti-Slip Surface</b>	S	S	S
<b>Side-Entry Ramp</b> enter/exit vehicle away from traffic	S	S	S
<b>Integrated Under-Floor Ramp System</b>	S	S	S
<b>Multiple Grab Handles</b>	S	S	S
<b>Securement and Restraint Package</b>	O	S	S
<b>Bumpers</b> high-strength, steel-reinforced front and rear bumpers, steel side-impact beams	S	S	S
<b>Tire-Pressure Monitoring System</b>	S	S	S
<b>Passive Anti-Theft System</b>	S	S	S
<b>Electronic Cutoff Switch</b> driver operation prohibited when ramp deployed	S	S	S
<b>Power Ramp Manual Override</b>	O	S	S
<b>Seat Belts</b> 3 point lap and shoulder belts, child seat anchors (2) and tethers (2)	S	S	S
<b>High Visibility LED Rear Brake Lights</b> and <b>Daytime Running Lights</b>	S	S	S
<b>Ramp Lighting</b>	S	S	S
<b>Ramp Side Barriers</b> automatically swing up	S	S	S
<b>AutoLock</b> secures all doors when vehicle in gear and when traveling over 13 mph (can be disabled)	S	S	S
<b>Interior Lighting</b>	S	S	S



MV-1 Dimensions		English	Metric
Footprint	-	57.9 ft <sup>2</sup>	5.38 m <sup>2</sup>
Frontal Area	-	37.77 ft <sup>2</sup>	3.51 m <sup>2</sup>
Track	Front & Rear	68.3 in	1,735 mm
Head Room	Front/Rear	41.7/43.4 in	1,059/1,101 mm
Hip Room	Front/Rear	63/69 in	1,600/1,761 mm
Leg Room	Front/Rear	42.1/36.6 in	1,070/931 mm
Shoulder Room	Front/Rear	65.3/66.9 in	1,658/1,700 mm
Cargo Volume Index	Gasoline	36.4 ft <sup>3</sup>	1,031 liters
Cargo Volume Index	CNG	29.1 ft <sup>3</sup>	824 liters
Curb Weight	Gasoline	5,055 lbs	2,293 kg
Curb Weight	CNG	5,312 lbs	2,409 kg
Payload	Gasoline	1,545 lbs	700.80 kg
Payload	CNG	1,288 lbs	584.23 kg
Gross Vehicle Weight Rating (GVWR)	-	6,600 lbs	2,994 kg
Gross Axle Weight Rating Front (GAWR Front)	-	3,680 lbs	1,669 kg
Gross Axle Weight Rating Rear (GAWR Rear)	-	3,680 lbs	1,669 kg

See page 27 for additional dimensions.



Meets or exceeds the guidelines of the Americans with Disabilities Act (ADA) for wheelchair accessibility.  
 Certified to Federal Motor Vehicle Safety Standards (FMVSS) and Canada Motor Vehicle Safety Standards (CMVSS).  
 Made in the U.S.A.

Find out more at [vpgautos.com](http://vpgautos.com).  
 Or call 877-MV1-FORU (877-681-3678).



Vehicle Production Group  
 Email us: [info@vpgautos.com](mailto:info@vpgautos.com)  
 Visit us: [Facebook.com/MV-1](https://www.facebook.com/MV-1)